



ACTIVATE YOUR AHA-PROPOSALCENTRAL ACCOUNT * LINK ACCOUNTS * LOG IN

Choose an option to be taken to login instructions:

- I am a Grants@Heart User who does not already have a ProposalCentral Account
- I am a Grants@Heart User who already has an another ProposalCentral Account
- My Grants@Heart/AHA and ProposalCentral accounts have different email addresses

Grants@Heart User who does not already have a ProposalCentral Account

GOOD NEWS! If you were a Grants@Heart user, we have already set up an account for you in ProposalCentral, which uses the same email address that you used for Grants@Heart.

Follow these few steps to activate your ProposalCentral account and link it into all your Grants@Heart and other AHA activity:

ACTIVATE YOUR AHA-PROPOSALCENTRAL ACCOUNT

1. Go to [ProposalCentral](#)
2. Under APPLICATION LOGIN
LEAVE USERNAME BLANK and click "Forgot Your Password"

 A screenshot of the "APPLICATION LOGIN" page. It features a "Username" field, a "Password" field, and a "Forgot Your Password?" link highlighted in yellow. Below the password field is a blue "LOGIN" button and a "LOGIN using ORCID" button with a question mark icon.

3. Enter your email address and click submit.
You must have access to the email account.

 A screenshot of the "Forgot Your Password?" page on ProposalCentral. It shows a search bar for email addresses, a "Submit" button, and a "Cancel" button. The page header includes the ProposalCentral logo and navigation links.

4. Open the email you receive from ProposalCentral.
 - a) Click "reset password" link in the email.
 - b) **Enter the username (email address) that you use to log into Grants@Heart/AHA.**

- c) Enter a password. This password may be the same or different from your current Grants@Heart/AHA password, and the new password will not affect the latter. Note that you will continue to use your current Grants@Heart/AHA username and password to log onto ProposalCentral, once the accounts have been linked.

LINK YOUR NEW PROPOSALCENTRAL AND AHA ACCOUNTS

Now that you have successfully completed your ProposalCentral account activation, you will link it to your Grants@Heart/AHA account. You need to do this only once to forever link your research records that are now in ProposalCentral with your other AHA information.

1. Go to the [AHA-Proposal Central](#) login page.



Bookmark this page for easy access in the future.

Log in here every time you wish to access your AHA applications, awards and peer review information. This now takes the place of Grants@Heart.

The screenshot shows the AHA ProposalCentral login page. At the top, there is a navigation bar with links for SCIENCE VOLUNTEER, WARNINGS, and a search bar. Below this is the American Heart Association logo and the text 'Professional Heart Daily'. A 'DONATE' button is visible in the top right. The main content area features a large heading 'AHA ProposalCentral' and a welcome message. Two prominent buttons are visible: 'LOGIN AS AN INVESTIGATOR, SPONSOR, OR INSTITUTIONAL OFFICER' and 'LOGIN AS PEER REVIEWER'. Below these buttons, there is a link to 'Login FAQ's (PDF)' and a 'Need Assistance?' section with a list of common issues. The footer contains contact information and various resources.

2. In the appropriate section (Applicant/Sponsor/Institutional Officer or Peer Reviewer), enter your Grants@Heart/AHA username and password and click Sign In. (The email address you use here will be the same as you just used to activate your ProposalCentral account.)


**** Please note: If you have not logged into Grants@Heart over the past four years, you will be directed to take additional steps here to create an AHA Account for access to all of your AHA activity. ****

A new window will open:

The screenshot shows a web browser window with the title 'Sign In or Create an Account' and the URL 'https://aha-staging.proposalcentral.com/insights/SSO/AHA/Verify/224f3dd7-961b-4e6a-952e-15f1e271e211/False/False'. The page features the American Heart Association logo and the 'proposalCENTRAL' logo. A welcome message reads: 'Welcome to proposalCENTRAL! To link to your American Heart Association account to your proposalCENTRAL account, please enter your proposalCENTRAL login and password. You will only need to do this once.' Below this is a login form with fields for 'Login:' and 'Password:'. A 'Link Accounts' button is visible, along with a 'Forgot Your Password?' link. The footer shows '© 2019 - Altum Inc.'

3. Enter your Grants@Heart/AHA username and the password you entered in the last step (line 4c of the reset password step).


4. Click Link Accounts. The ProposalCentral homepage will open.



PLEASE BOOKMARK THE [AHA-PROPOSAL CENTRAL PAGE](#)

Log in here every time you wish to access your AHA applications, awards and peer review information.

This now takes the place of Grants@Heart.




Grants@Heart User who already has an another ProposalCentral Account

It is easy to link your AHA account and your existing ProposalCentral account.

****Both accounts must use the same email address.****

You just need to know your ProposalCentral password.


1. Go to the [AHA-Proposal Central](#) login page.

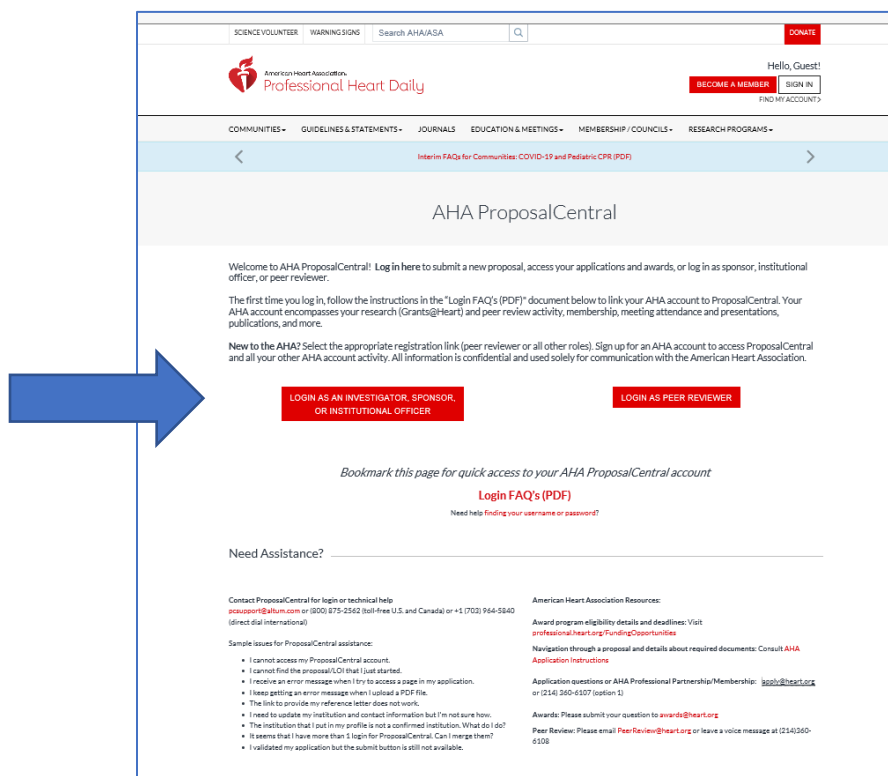


PLEASE BOOKMARK THE [AHA-PROPOSAL CENTRAL PAGE](#)

Log in here every time you wish to access your AHA applications, awards and peer review information.

This now takes the place of Grants@Heart.





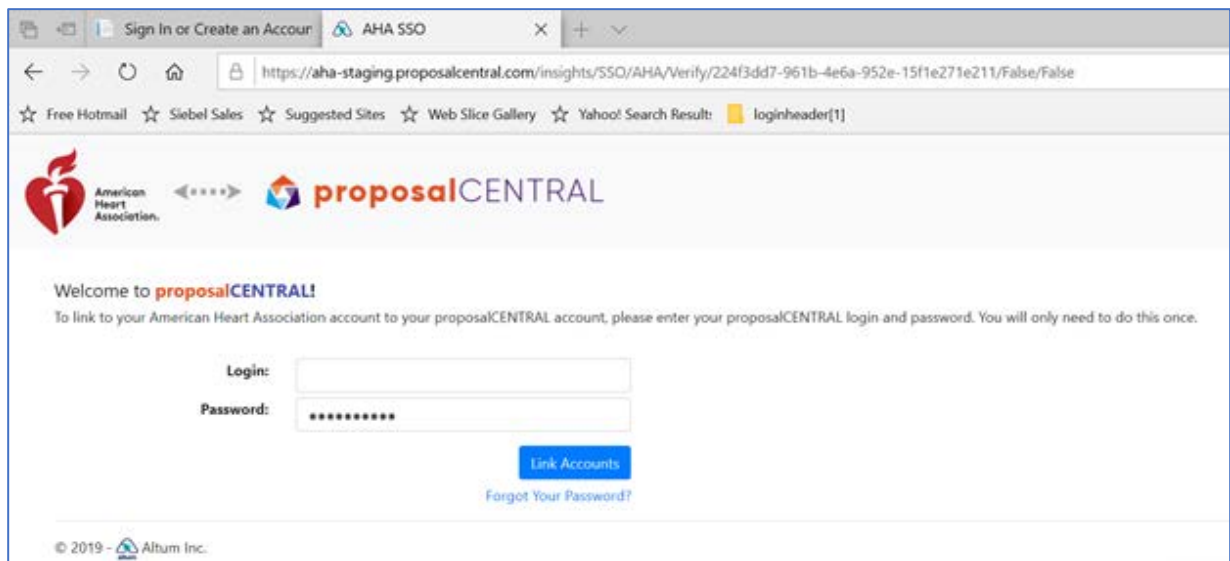
The screenshot shows the AHA ProposalCentral login page. At the top, there is a navigation bar with links for SCIENCE VOLUNTEER, WARNINGS, and a search bar. Below that is the American Heart Association logo and the text 'Professional Heart Daily'. There are buttons for 'DONATE', 'BECOME A MEMBER', and 'SIGN IN'. The main content area has a header 'AHA ProposalCentral' and a welcome message. Two prominent buttons are visible: 'LOGIN AS AN INVESTIGATOR, SPONSOR, OR INSTITUTIONAL OFFICER' and 'LOGIN AS PEER REVIEWER'. A blue arrow points to the first button. Below the buttons, there is a 'Bookmark this page for quick access to your AHA ProposalCentral account' message and a link to 'Login FAQ's (PDF)'. At the bottom, there is a 'Need Assistance?' section with contact information and a list of common issues.

2. In the appropriate section (Applicant/Sponsor/Institutional Officer or Peer Reviewer), enter your Grants@Heart/AHA username and password and click Sign In.


(This should be the same email address you use for your ProposalCentral account, too.)

**** Please note: If you have not logged into Grants@Heart over the past four years, you will be directed to take additional steps here to create an AHA Account for access to all of your AHA activity. ****

A new window will open:




3. Enter your ProposalCentral username and the password.
4. Click Link Accounts. The ProposalCentral homepage will open.



PLEASE BOOKMARK THE [AHA-PROPOSAL CENTRAL PAGE](#)

Log in here every time you wish to access your
AHA applications, awards and peer review information.
This now takes the place of Grants@Heart.



My Grants@Heart/AHA and ProposalCentral accounts have different email addresses

Please contact ProposalCentral at
800 875 2562 (Toll-free U.S. and Canada) or +1 703 964 5840 (Direct Dial International) or
pcsupport@altum.com